

2024 ESG

.....3

.....5

2024 6

.....6

.....6

ESG 7

.....7

.....9

.....9

.....9

.....9

.....10

.....12

1. 14

1.1 14

1.2 16

1.3 18

1.4 21

1.5 30

1.6 31

1.7 31

1.8 33

2. 34

2.1 34

2.2 34

2.3 36

2.4 37

2.5 39

2.6 41

2.7 42

2.8 48

3. 50

3.1 50

3.2 56

3.3 59
3.4 64
4. 67
4.1 67
4.2 69
4.3 70
4.4 71
4.5 74
4.6 76

..... 79
17 —— 80
GRI 81
..... 86
..... 89

“ ” “ ”
“ ” “ ” “ ” ESG
“ ” 2024

1

2024

63

- 17 ——
- 3 ——
- CASS-ESG 6.0
- GRI Standards
- SDGs
- “Measuring Stakeholder Capitalism: Towards Common Metrics and Consistent Reporting of Sustainable Value Creation” [1]- Stakeholder Capitalism Metrics
- 1 ——
- TCFD
  ESG 2 ——

http://www.semcorp.com
http://www.szse.cn www.cninfo.com.cn

8

2024

2024

2024

3 1 30MW 59%

MSCI ESG **A**

2024

		2024	2023
		472.00	472.01
		101.64	120.42
		-8.45	30.26
	%	-2.17	13.31
[2]		7.30	10.69
		1,774,074.1	1,322,640.0
[3]		1,046,534.1	
		16,240.4	14,546.7
	/	3,660.6	2,552.9
1+ 2	/	0.8	1.0
	/	5.9	4.8
		9,526	9,333
	%	33.3%	33.3%
		212,993	129,795
TRIR		0.52	0.63
		6.63	7.27
		681	606

ISO 9001 ISO 14001 ISO 45001

ISO 9001		94%
ISO 14001		78%
ISO 45001		78%

[2]

[3] 2024

ESG

2024 ESG ESG ESG
ESG

ESG	MSCI ESG 2024 9	
	Wind ESG	
ESG	300 ESG	931463.CSI
	300 ESG	931465.CSI
	800 ESG	931651.CSI
	MSCI A ESG MSCI China A RMB ESG Universal Index	721638.MI
	MSCI A	720496.MI
		931755.CSI
		000827.SH
	ESG100	000846.CSI
	60	931772.CSI
		931733.CSI
	300	931859.CSI
	50	931380.CSI

2024

	2024ESG	

2024

	2024	
	· ESG	
	ESG	
	2024 TOP100	
	2024	
	2024	
	2024	
	2024	

2006 BOPP

2016 9 14

002812

14 7



“ 1139 ” “ 1 ” “ 1 ” “ 3 ” “ 9 ”

“ 1 ” -	**“ 1 ” -**

“ 3 ” -	**“ 9 ” -** / / & / / / & / / &AI/

“ 1139 ”

" "

2024 “ 1139 ”

“ 1139 ”

“ ” “ ”

➢ BOPP

3C

LGES Ultium ACC

10 10

2

BOPP BOPP

BOPP BOPP

BOPP

BOPP BOPP BOPP

BOPP

3C







BOPP

“ ”



35 “ ”



/

PVDF



2024

7

8 10



598 BOPP

“ ” “ ” “
” “ ” “ ” “ ”
“ ” “ ” “ ” “
” “ ” “ ” “ ”

“ ” “ ” “
” “ ” “ ” “
” “ ” “ ” “ ”

1.

1.1

“

”

ESG ESG

ESG

2024 11 19 16 16

62 85 9

3 1 11.1% я % ÈV- Ŧ ǝo Г

1 1 0A5B367C>-11<14152D01>]TJETQ0h-CN5-GB

2024 A

9

357 3

20

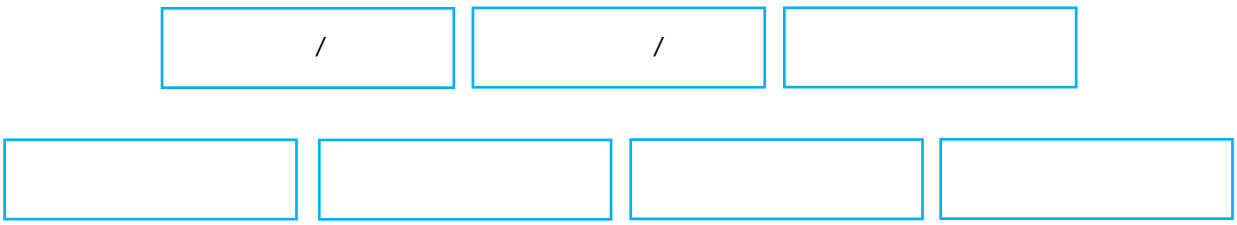

600 3 206

-
-

19,999.73 5,905,097

2023 10 28 2024 7 26
5,323,975 20,043.97 “ ”
“ - IR ” “
”

ESG “ ” “ ESG
” “ ”

1.2

" "

1.
2. TCFD GRI
3.
4.
5.

ESG ESG ESG ESG
ESG ESG
ESG ESG ESG

	• ESG ESG • ESG • ESG • ESG ESG
ESG	• ESG

	• ESG • ESG ESG • ESG ESG • ESG ESG •
ESG	• ESG ESG • ESG ESG
ESG	• ESG • ESG ESG • ESG ESG • ESG • ESG • ESG

ESG												
		○								○		
ESG	●	●	●	●	●	●	●	●	●	●	●	●
	●	●	●	●	●	●	●	▲	●	●	●	●
	●								▲			●
	●								▲			●
	●								▲			●
	○				▲					●		●
	○				▲					●		●
	○				▲				▲			●
	○									▲		●
	○			●								●
	○					▲						●

“ ▲ ” “ ” “ ” “ ● ” “ ” “ ◯ ”
“ ” “ ”

2024 4 ESG 5 110

1.3

2024

3 206

	•
	•
	•
	  •
	  •
	  •
	  •
	  •
		•
		•
		•
		  •

	• • • •	• • • •
	• • •	• • •
	• • •	• • •

—— ESG

2024 11 19 ESG
4 33
ESG ESG ESG
ESG ESG ESG

. .

ESG ESG
ESG
ESG



1.4

ESG

ESG

“

”



-
- 2024
-
- 17 ——

ESG

	1		√	√
	2			√
	3			√
	4			√
	5			√
	6			√
	7			√
	8			√

	2024	ESG
15	√	√

1/3

		• (+) • (-)	• (+) • (-)	• (+) • (+)
		• • •	• •	• •
		• • •	• • •	• •
/		•	• +	•
			•	

			•	
		• • •	• • •	•
		• 2024 59% •	• ISO 9001 94% • 12 IATF 16949:2016	• 100% • 2024 209,123

2/3

		• (+) • (-)	• (+) • (-)	• (+) • (+)

		• •	• ESG • ESG ESG	• •
		• •	• • •	• • •
/		•	• +	•
		•	• •	•
		•	• • •	• • •

	• 6 •	• ROHS • 2024 29 24 • ESG & CSR	• 6.63 • 533

3/3

		• (+)	• (+) • (+)	• (+)	• (+)
		• •	• •	• • •	•

		• • •	• •	• • •	• • •
/		• +	• +	•	• +
		• •	•	• • “ 1139 ”	• •
		• •	• • •	• •	• •

	• 598 BOPP •	• • 100% •	• “ 1139 ” • “ 1139 ”	• • ESG

1.5

“ 1139 ”

“ ”

“ ”

“ 1 ”

50% “ 1 ”

“ 3 ”

“ 9 ”

“ 1139 ”

“ 1139 ”

1-2

5

3-5

5

1.6

ESG ESG
ESG

1.7

“ ”

%

-
-
-

2024

“ ”

2024 6,326

6

- /
-
-

-
-

▪ ▪
▪ xhualee@163.com lianjie@semcorpglobal.com ▪ 021-20977221-8110# ▪ 155 ▪

2024 2 100%

2024

1.8

2.



2.1

2024

-
-
-
-
- “ ”
-
-

ISO 14001:2015 ISO 50001:2018
ISO 10012:2003 14 ISO 14001:2015 78%

6,796.68

2.2

2006 28

ISO 50001

ISO 50001

•



2.3

2024

World Wildlife Fund, WWF Water Risk Filter

2024 3,706,548.40 62.2%
“ ”

Ī

-

2.4

- PET
HDPE
-
-
-

REACH
RoHS

2024
51% 6% 2024
300 2023 8 2024 10

“ ”

- OA ERP

IT

-

- &









		2024	2023 [4]
[5]		1,774,074,100.4	1,322,639,973.0
[6]		1,046,534,083.6	
		162,039,017.2	145,233,102.0
		365,046.6	233,953.9
		93,385.4	102,994.6
		59,917.6	67,843.2
		675,076.0	632,947.4
[7]		3,720,527.6	3,074,266.9

5

6

7 GB/T2589-2020

	/	3,660.6	2,552.9
		58,585.2	27,492.9
		44,358.9	20,531.2
		14,226.3	6,961.7
[8]		9,957.6	5,599.2
		2,743.7	1,873.9
		7,213.9	3,725.3
		5,952,884.1	5,773,007.3
	/	5.9	4.8

2.5

2024	
100%	100%
100%	100%
100%	100%

2024

[8]

VOCs

VOCs

+ +

RTO

VOCs

VOCs

		2024	2023
		122.8	98.6
		45.7	33.6
		186.7	220.6
[9]		355.2	352.7
	/	0.3	0.3

MBR

-

[9]

-

2024 367,019.92

GB12348 2008

“ ”

2.6

“

”

	• • • DMAC • • • •	

	• • • •	
	• •	

2024 6,909.32 6.8 /
71,735.86 70.6 /

2024
(2016-2030)

- “ ”
-

—
“ ” 1
2

2.7

ESG ESG

ESG ESG

“ ” ESG

ESG

“ ”

“ ”

		•		•	▪ ,
				•	
		• " "			

		▪ ▪ ▪			▪ ▪
		▪ /			▪ ▪
		▪			▪
		▪			▪

——

					▪ ▪
		:			▪ ▪

•

•

		2024	**2023**
1+ 2		824,290.2	1,234,051.6
1 [10]		347,165.4	319,035.6
2 [11]		477,124.8	915,016.0
3-		53,581.0	N/A
1+ 2	/	0.8	1.0

• 1-2 2024-2025

2025 100%

• 3-5 2025-2028
2028 2023 40%

• 5 2035

[10]

[11] 2024 4 21 “ 2021 ”

2023 2024 50%
2024
3,165.70
2024 59%
100%
91% 91%
100%

2024 2025
2025 100% /

- 15.4
1,800 7.5%

- 2024
3,643.2

ISO 14067:2018 - -

2023

2024 1

2024

2.8

2024

FSC (Chain of Custody, COC)

FSC

FSC PEFC

2024

3.

3.1

“ ”

“ ”

“ ”

- “
”
-

179

EU Forced Labour Regulation

( )

100%

“ ” “

”

2,422

25.4%

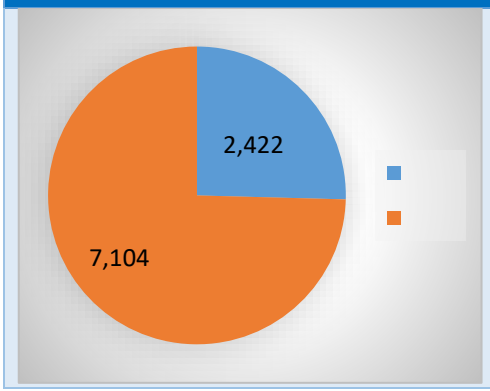

	2024		2023
	2,422	25.4%	25.3%
	7,104	74.6%	74.7%

132

572 92

2024

9,526 2023 9,333

2024

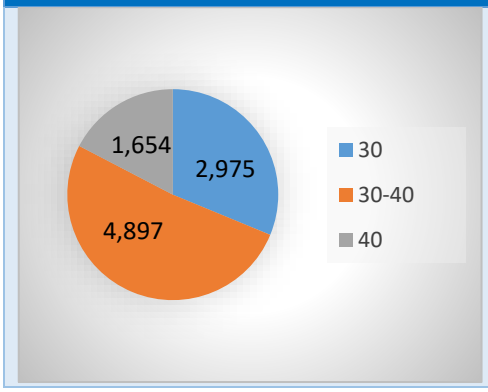

	2024		2023
30	2,975	31.2%	37.1%
30-40	4,897	51.4%	46.4%
40	1,654	17.4%	16.5%

[12] 2024

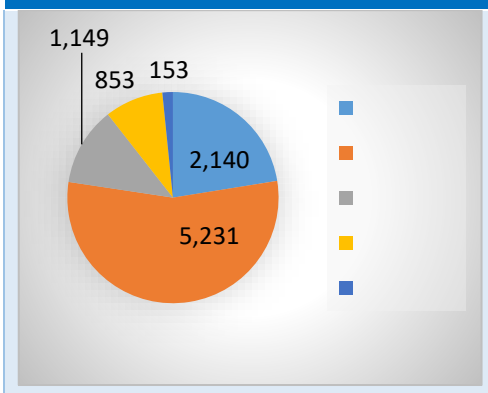

	2024		2023
	2,140	22.5%	22.4%
	5,231	54.9%	55.2%
	1,149	12.1%	13.3%
	853	9.0%	8.5%
	153	1.6%	0.7%

2024

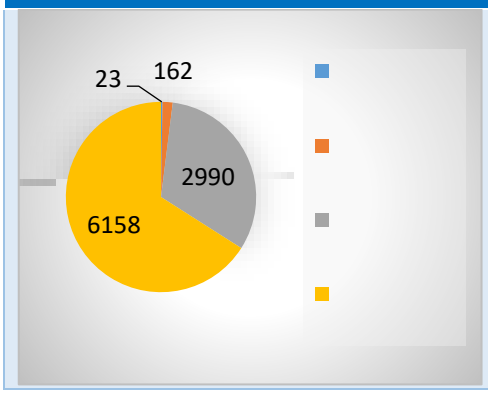

	2024		2023
	34	0.4%	0.2%
	247	2.6%	1.7%
	3,272	34.3%	32.0%
	5,973	62.7%	66.0%

[12]

2024		2024

“ ”

info@semcorpglobal.com

165

6,335 Q12

80%

5

“ ”

13

2024 2023

	295	140	171	99
	276	126	171	93
[14]	93.6%	90.0%	100.0%	93.9%
	219	95	154	79
[15]	79.3%	75.4%	90.0%	84.9%









“ ”

[14] = /

[15] = /

2024

2024 • 2024 • • 2024 10 74

3.2

“ ”

2024

100%

2024 72

9 2024

	2024
/	9,036
/	8,905
/	131
/	212,993
/	209,123

E

2024 3 —— “ E ”

Ş - Ş Ѝ

E

		-CSR		

3.3

“ EHS / ”
KPI EHS

6

2024	
0	100%
0	100%
0	100%
0	100%
0	100%
100%	100%

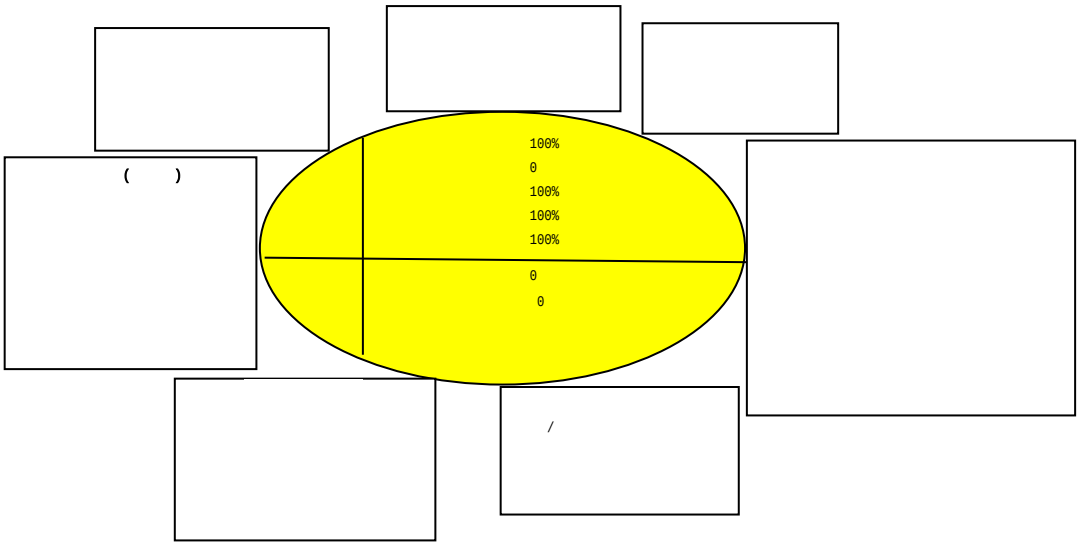

0

	2024	**2023**
	0	1
/	0	0.008
	50	59
[16]	22,968	25,072
	2,871	3,134
TRIR [17]	0.52	0.63

[16] 8

[17] = x 200,000 /

1076

MSDS

0 100%

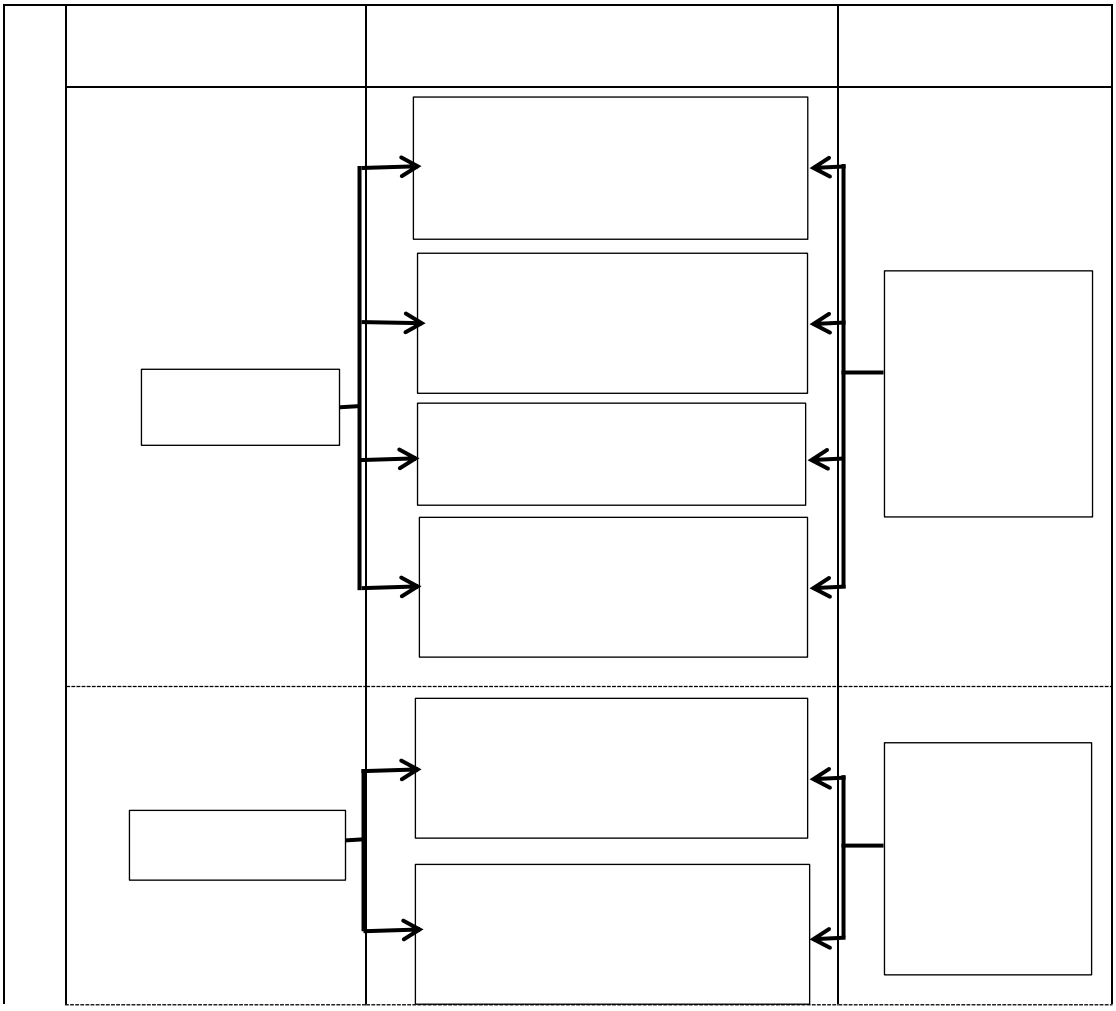

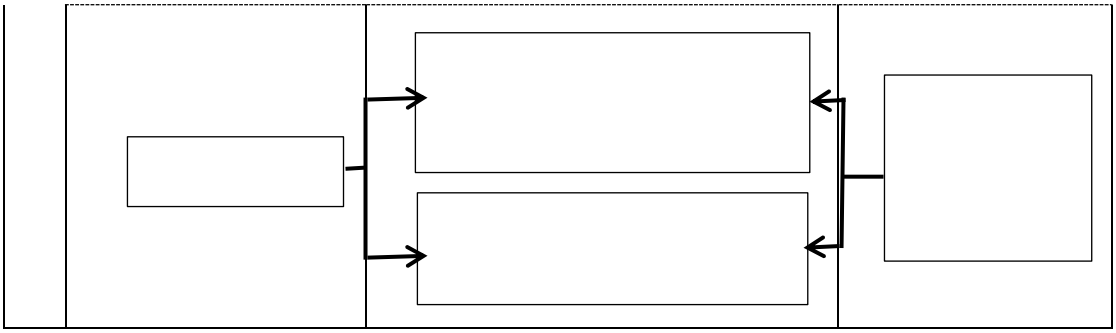











100% 2024

-
-
-
-
-

14 ISO 45001:2018

6

2024 979 18,610

2024

3



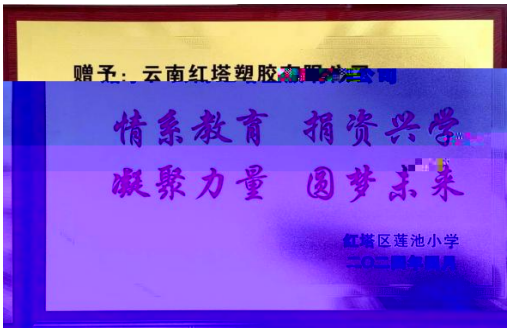

2024 2 2024 5 2024 5

5





4.



4.1

RoHS *REACH* “ ”

ISO 9001

ISO 9001 ISO 14001 ISO 45001

ISO 9001 94% 12 IATF 16949:2016



IATF16949



ISO9001

8D

8

IQC

2024

RO

ACF

VOC

4.2

Claim

“ 2485 ” 2 24 48

5 8D

100%

2024 100%

2024

4.3

10 ISO 27001:2013

HIDS	(HIDS)
Web WAF	WAF Internet SQL XSS
	2024 2 3 30%

2024

5 5

	1
ISO 27001:2013	1

4.4

CNAS

CNAS 533
/ 3C
PVDF 2024

PP		
PE		

	100%	“ ”

2024 6.63 6.52%

2022-2024	2024	2023	2022
	662,843,179.69	727,481,001.67	724,297,699.66
	6.52%	6.04%	5.75%

2010 10

PI

-
-
- “ ” 100
-

- “ ” “ ”
“ ” “ ”
“ ” “ ”
” “ NICE- ”

  - “ ”
“ ”

-



KPI



2024

598

482	38	326		132
BOPP		69	6	63
14			47	2

36 9 15

2025 GB/T 29490-2023

4.6

2024 SRM

SRM

ISO 9001

RoHS

A	
B	
C	
D	
	/
	/

ISO 14001 ISO 45001

2024 29 17 12
24 10 14

2024 3,242 355 300
2,587 99

2024
94% 2023 97%

		2024		2023
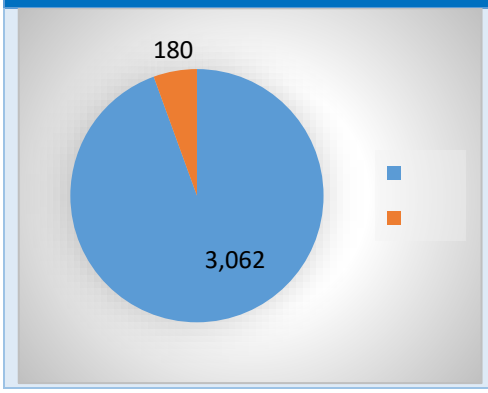				
		3,062	94%	97%
		180	6%	3%

ESG ESG

ESG

H.R.4173

“ ”

“ ” (Co)

“ ”

(Au) (Ta) (W) (Sn) “ ” “

”

“ ”

“ ”

“ ”

“ ”

	/	
	-	
	-	
	-	
	ESG	

17 ——

1		2.7
2		2.1
3		2.5
4		2.6
5		2.2
6		

GRI

GRI		
GRI 1		
1 2021	GRI	GRI
GRI 2 2021		

2-1

2-24		
2-25		
2-26		
2-27		
2-28		
2-29		
2-30		
GRI 3	2021	
3-1		
3-2		
3-3		
GRI 201	2016	
201-1		2024
201-2		
201-3		
201-4		
GRI 202	2016	
202-1		
202-2		
GRI203	2016	

207-3		
207-4		
GRI301 2016		
301-1		
301-2		
301-3		
GRI 302 2016		
302-1		
302-2		
302-3		
302-4		
302-5		
GRI 303 2018		
303-1		
303-2		
303-3		
303-4		
303-5		
GRI 304 2016		
304-1		
304-2		
304-3		
304-4	(IUCN)	
GRI 305 2016		
305-1	1	
305-2	2	
305-3	3	
305-4		
305-5		
305-6	ODS	
305-7	NOX SOX	
GRI 306 2020		
306-1		

306-2		
306-3		
306-4		
306-5		
GRI 308	2016	
308-1		
308-2		
GRI 401	2016	
401-1		
401-2		
401-3		
GRI 402	2016	
402-1		
GRI 403	2018	
403-1		
403-2		
403-3		
403-4		
403-5		
403-6		
403-7		
403-8		
403-9		
403-10		
GRI 404	2016	
404-1		
404-2		
404-3		
GRI 405	2016	
405-1		
405-2		
GRI 406	2016	
406-1		
GRI 407	2016	

407-1			
GRI 408	2016		

408-

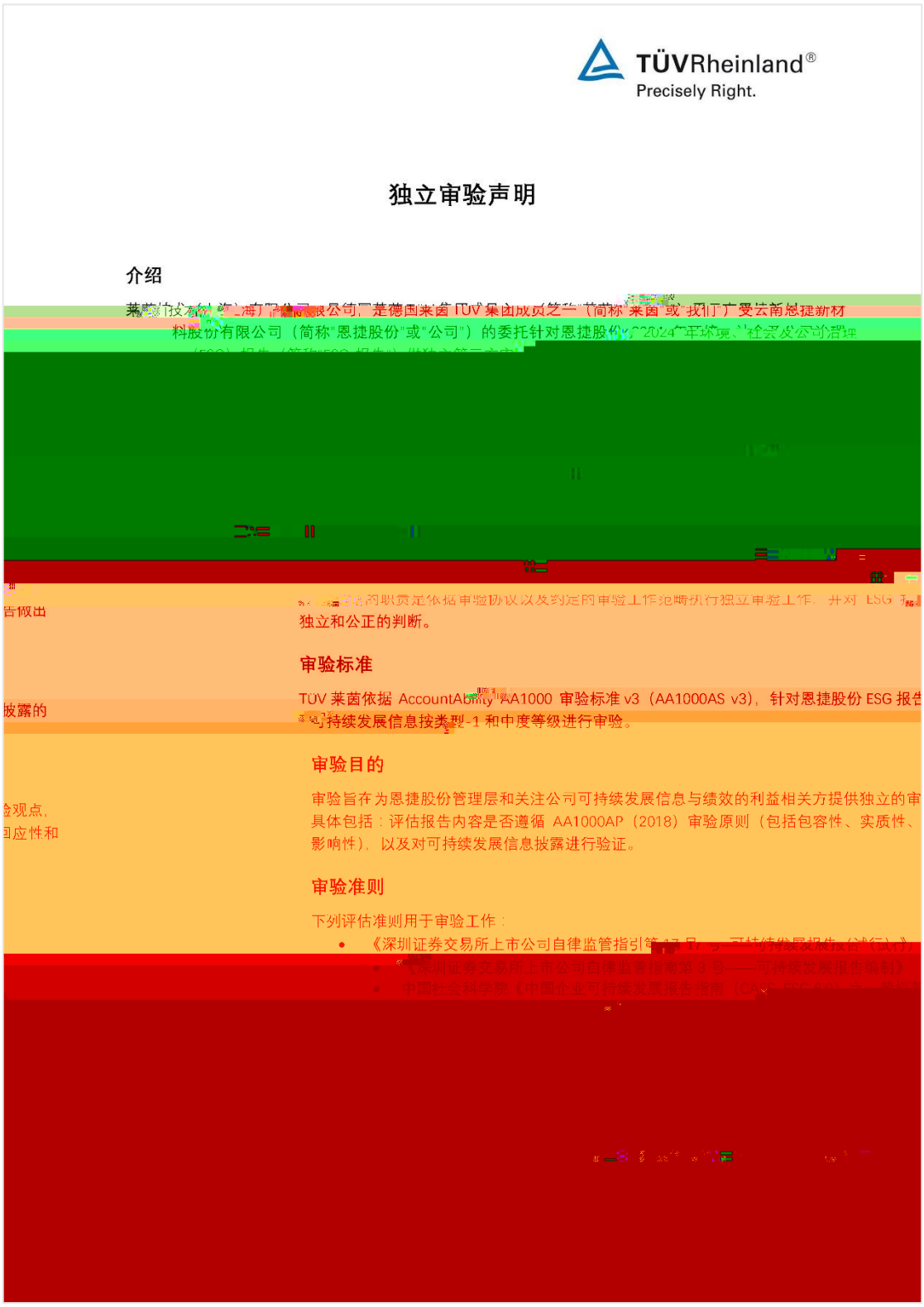

TÜVRheinland®
Precisely Right.

独立审验声明

介绍

莱茵[illegible]有限公司，是德国莱茵 TÜV 集团成员之一（简称"莱茵"或"我们"）受云南恩捷新材料股份有限公司（简称"恩捷股份"或"公司"）的委托针对恩捷股份[illegible]2024 年环境、社会及公司治理（ESG）报告（简称"ESG 报告"）的独立第三方[illegible]

[illegible]告做出

[illegible]披露的

[illegible]验观点，
[illegible]回应性和

[illegible]责是依据审验协议以及约定的审验工作范畴执行独立审验工作，并对 ESG 报告[illegible]独立和公正的判断。

审验标准

TÜV 莱茵依据 AccountAbility AA1000 审验标准 v3（AA1000AS v3），针对恩捷股份 ESG 报告[illegible]可持续发展信息按类型 2-1 和中度等级进行审验。

审验目的

审验旨在为恩捷股份管理层和关注公司可持续发展信息与绩效的利益相关方提供独立的审[illegible]具体包括：评估报告内容是否遵循 AA1000AP（2018）审验原则（包括包容性、实质性、影响性），以及对可持续发展信息披露进行验证。

审验准则

下列评估准则用于审验工作：

- 《深圳证券交易所上市公司自律监管指引第 17 号——可持续发展报告（试行）》
- 《深圳证券交易所上市公司自律监管指南第 3 号——可持续发展报告编制》
- 中国社会科学院《中国企业可持续发展报告指南（CASS-ESG 6.0）》[illegible]


TÜVRheinland®
Precisely Right.

semcorp-csmc@semcorpglobal.com
0877-8888677
155

1.
□ □ □
2.
□ □ □
3.
□ □ □
4.
□ □ □
5.