江西省通瑞新能源科技发展有限公司

2024年度环境、社会及公司治理（ESG）报告

2024

ESG

1.

1.1

1.2

1.3

1.4

1.5

1.6

1.7

1.8

2.

2.1

2.2

2.3

2.4

2.5

2.6

2.7

3.

3.1

3.2

3.3

3.4

4.

4.1

4.2

4.3

4.4

4.5

4.6

17 ——

GRI

“ ” “ ”

ESG “ ” 2024

2024 1 1 12 31

2024



17 ——

3 ——

8

2024

2024

2024

3 1 30MW

59% MSCI ESG A

ESG

ESG

2025 4

		472.00	472.01
		101.64	120.42
		-8.45	30.26
	%	-2.17	13.31
[2]		7.30	

2024 ESG ESG ESG

ESG

ESG	MSCI ESG 2024 9	
	Wind ESG	
ESG	300 ESG	931463.CSI
	300 ESG	931465.CSI
	800 ESG	931651.CSI
	MSCI A ESG MSCI China A RMB ESG Universal Index	721638.MI
	MSCI A	720496.MI
		931755.CSI
		000827.SH
	ESG100	000846.CSI
	60	931772.CSI
		931733.CSI
	300	931859.CSI
	50	931380.CSI

2024

	2024ESG	
	2024	
	2024 ESG	
	2024	
	· ESG	

	ESG	
	2024 TOP100	
	2024	
	2024	
	2024	
	2024	
	2024	
	2024 100 2024 100	

2017 4

“ ”	“ ” / / & / / / & / / &AI/

“ 1139 ”
" "

2024 “ 1139 ”
“ 1139 ”

“ ” “ ”

➢ BOPP

3C

LGES Ultium ACC

10 10
2

BOPP BOPP
BOPP BOPP
BOPP
BOPP BOPP BOPP
BOPP

3C





BOPP

“ ”



35 “ ”



/

PVDF



2024

7

8 10



598 BOPP

“ ” “ ” “ ” “



“

”

ESG ESG

ESG

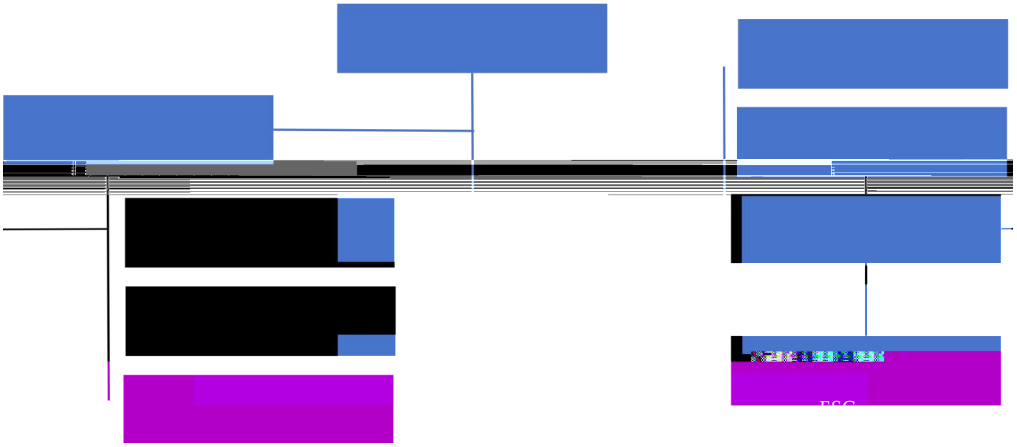

2024 11 19 16 16
62 85 9
3 1 11.1% 3 1
1 33.3% 3 1
33.3% 14 21.4%

2024 A

9 357 3

20

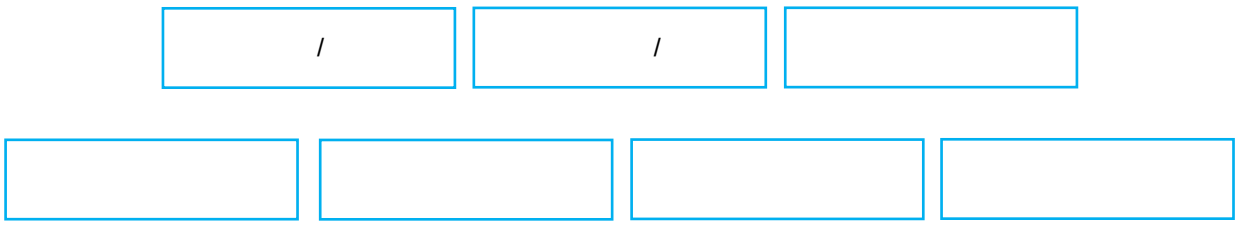

600 3 206

19,999.73 5,905,097



ESG

	ESG ESG ESG ESG ESG ESG ESG ESG
ESG	ESG ESG ESG ESG
ESG	ESG ESG ESG ESG ESG ESG ESG ESG

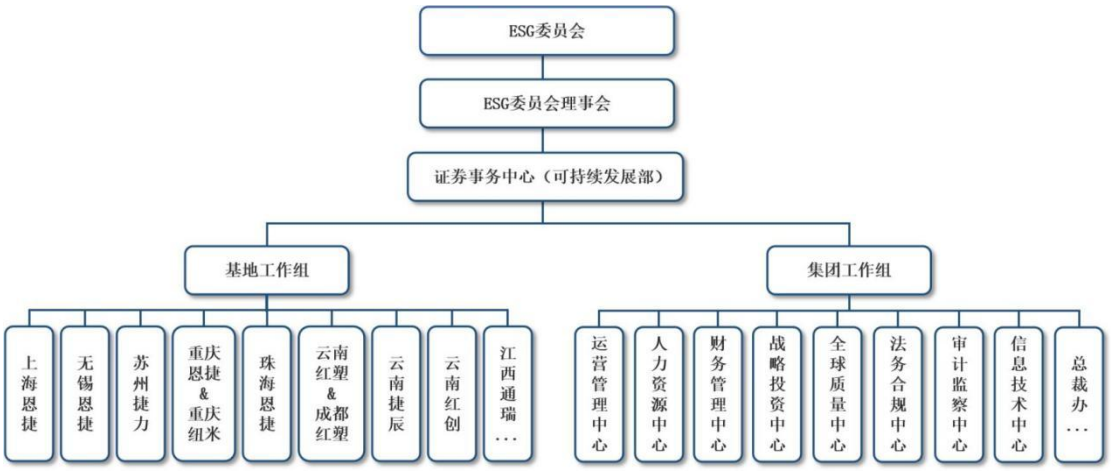

ESG

2024 ESG ESG

2024 “ ” ESG

ESG												
		○								○		
	●	●	●	●	●	●	●	●	●	●	●	●
	●	●	●	●	●	●	●	▲	●	●	●	●
	●								▲			●
	●								▲			●
	●								▲			●
	○				▲					●		●
	○				▲					●		●
	○				▲				▲			●
	○									▲		●
	○			●								●
	○					▲						●

“ ▲ ” “ ” “ ” “ ● ” “ ” “ ” “ ” “ ”

2024 4 ESG 5 110

2024

3 206

		OA /

—— ESG

2024 11 19 ESG
4 33
ESG ESG ESG
ESG ESG ESG

. .

ESG ESG
ESG
ESG



ESG

ESG

“

”



ESG

	1		√	√
	2			√
	3			√
	4			√
	5			√
	6			√
	7			√
	8			√
	9		√	√
	10		√	√
	11		√	√
	12		√	√
	13		√	√
	14			√

	15		√	√
	16		√	√
	17			√
	18			√
	19			√
	20			√
	21		√	√
	22			√
	23		√	√
	24			√
	25			√

		(+) (-)	(+) (-)
			+

/			

		2024 59%	ISO 9001 94% 12 IATF 16949:2016

		(+) (-)	(+) (-)

			ESG ESG ESG

/			+

	6	ROHS 2024 29 24 ESG & CSR

	(+)	(+) (+)	(+)



“ 1139 ”

“ ”

“ ”

“ 1 ”

50% “ 1 ”

“ 3 ”

“ 9 ”

“ 1139 ”

“ 1139 ”

ESG ESG

ESG

“ ”

-
-
-

2024

“ ”

2024 6,326

6

- /
-
-

-
-

▪ ▪
▪ xhualee@163.com lianjie@semcorpglobal.com ▪ 021-20977221-8110# ▪ 155 ▪

2024 2 100%

2024



2024

-
-
-
-
- “ ”
-
-

ISO 14001:2015 ISO 50001:2018
ISO 10012:2003 14 ISO 14001:2015 78%

6,796.68

2006 28

ISO 50001

ISO 50001

“ ” “
”

2024 II
10%

9

10

2024 12 6S& 6S 230 15 80

PET

HDPE

ö

H

&


SEMCORP
节约用水
点滴做起


请随手关灯
Please Turn Off the Lights When Leaving


请节约用电
PLEASE CONSERVE ELECTRICITY



		2024	2023 [4]
[5]		1,774,074,100.4	1,322,639,973.0
[6]		1,046,534,083.6	
		162,039,017.2	145,233,102.0
		365,046.6	233,953.9
		93,385.4	102,994.6
		59,917.6	67,843.2
		675,076.0	632,947.4
[7]		3,720,527.6	3,074,266.9

[5]

[6]

[7] GB/T2589-2020

	/	3,660.6	2,552.9
		58,585.2	27,492.9
		44,358.9	20,531.2
		14,226.3	6,961.7
[8]		9,957.6	5,599.2
		2,743.7	1,873.9
		7,213.9	3,725.3
		5,952,884.1	5,773,007.3
	/	5.9	4.8

2024	
100%	100%
100%	100%
100%	100%

2024

8

VOCs

VOCs

+ +

RTO

VOCs

VOCs

		2024	2023
		122.8	98.6
		45.7	33.6
		186.7	220.6
9		355.2	352.7
	/	0.3	0.3

MBR

9

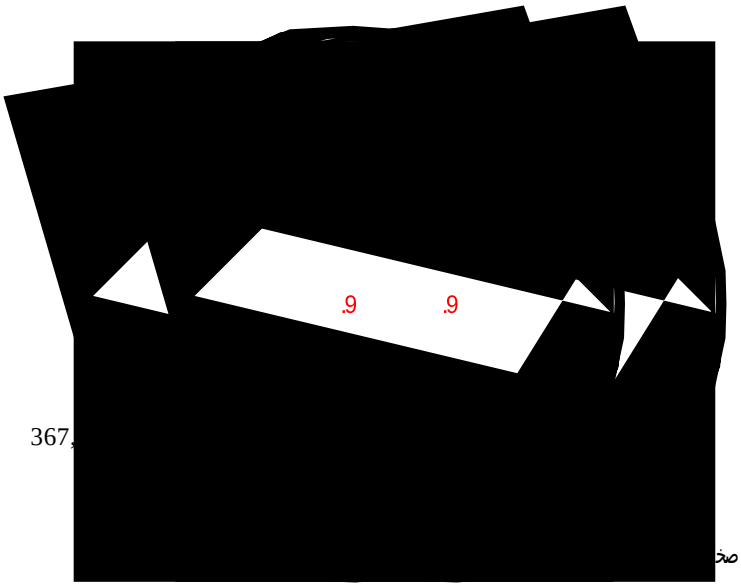

.9 .9

2024 367,

صخ Ḥk Ḥk سم سم

“

”

	DMAC	

2024 6,909.32 6.8 /
71,735.86 70.6 /

2024
(2016-2030)

“ ”

—
“ ” 1
2

ESG ESG
ESG ESG
“ ” ESG
ESG

“ ”

“ ”

,

" "

		▪ ▪ ▪			▪ ▪
		▪ /			▪ ▪
		▪			▪
		▪			▪

——

		:		



10

11 2024 4 21

“ 2021 ”

2023 2024 50%

2024

3,165.70

2024 59%

100%

91% 91%

100%

2024 2025

2025 100% /

15.4

1,800 7.5%

2024

3,643.2

ISO 14067:2018 - -

2023

2024 1

2024

2.8

2024

FSC (Chain of Custody,COC)

FSC

FSC PEFC

2024



“ ”

“ ”

“ ”

“

”

179 2023 63

EU Forced Labour Regulation

( )

100%

“ ” “

”

2,422

25.4%

2024		2024		2023
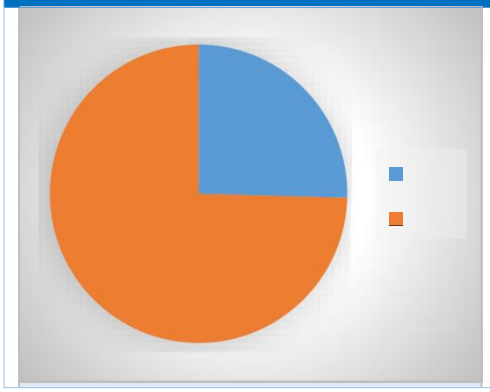				
		2,422	25.4%	25.3%
		7,104	74.6%	74.7%

132

572 92

2024

9,526 2023 9,333

2024		2024		2023
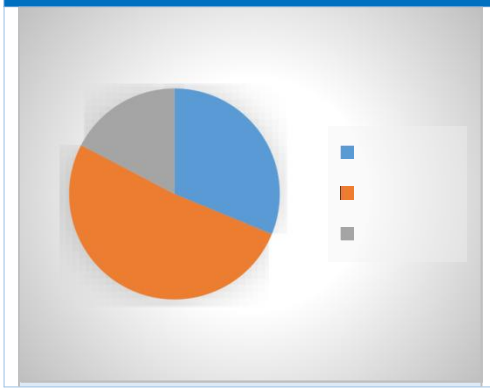				
	30	2,975	31.2%	37.1%
	30-40	4,897	51.4%	46.4%
	40	1,654	17.4%	16.5%

12 2024		2024		2023
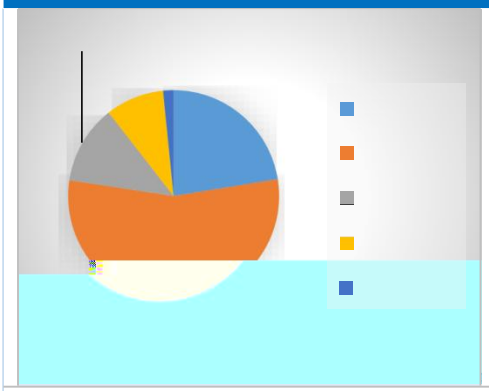				
		2,140	22.5%	22.4%
		5,231	54.9%	55.2%
		1,149	12.1%	13.3%
		853	9.0%	8.5%
		153	1.6%	0.7%

2024		2024		2023
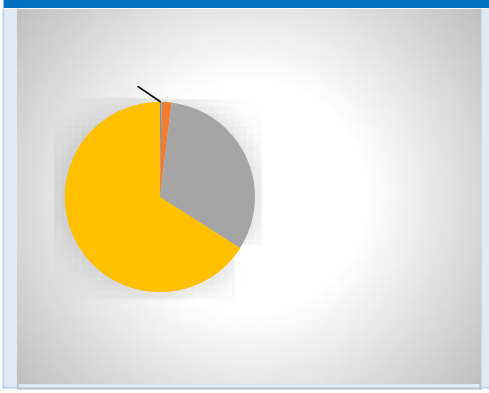				
		34	0.4%	0.2%
		247	2.6%	1.7%
		3,272	34.3%	32.0%
		5,973	62.7%	66.0%

12

2024		2024		2023
–				
┐		7,909	83.0%	83.0%
		119	1.2%	1.1%
		533	5.6%	5.4%
		110	1.2%	0.8%
		855	9.0%	9.7%

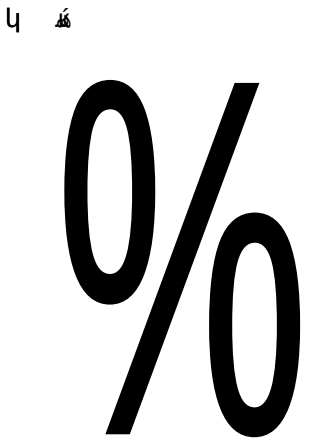

“ ”

info@semcorpglobal.com

165

6,335 Q12

80%

5

“ ”









13				
	2024		2023	
	298	172	182	100

13

	295	140	171	99
	276	126	171	93
14	93.6%	90.0%	100.0%	93.9%
	219	95	154	79
15	79.3%	75.4%	90.0%	84.9%









“ ”

14 = /

15 = /

2024

2024 2024 2024 10 74

2024 72

9 2024

	2024
/	9,036
/	8,905
/	131
/	212,993
/	209,123

E


2024 3 —— “ E ”
“ E ”

2024



			-		
			-		
			-		
				HR	
			IT	IT	
			/		
			/		
			/		
			/		+
			/		+
			/		+
			/		
			/		
		miniMBA	/		
			/		

“ EHS /

” KPI EHS

2024	
0	100%
0	100%
0	100%
0	100%
0	100%
100%	100%

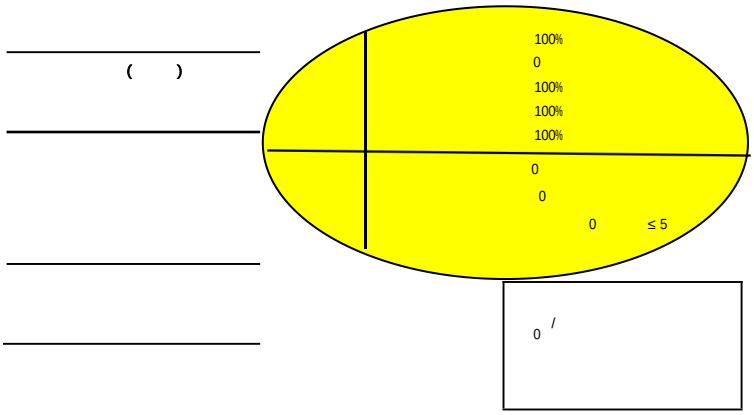

0

	0	1
/	0	0.008
	50	59
[16]	22,968	25,072
	2,871	3,134
TRIR [17]	0.52	0.63

[16] 8

[17] = x 200„000/㎡ , n

•• P – Đ À •• Ý , , ?

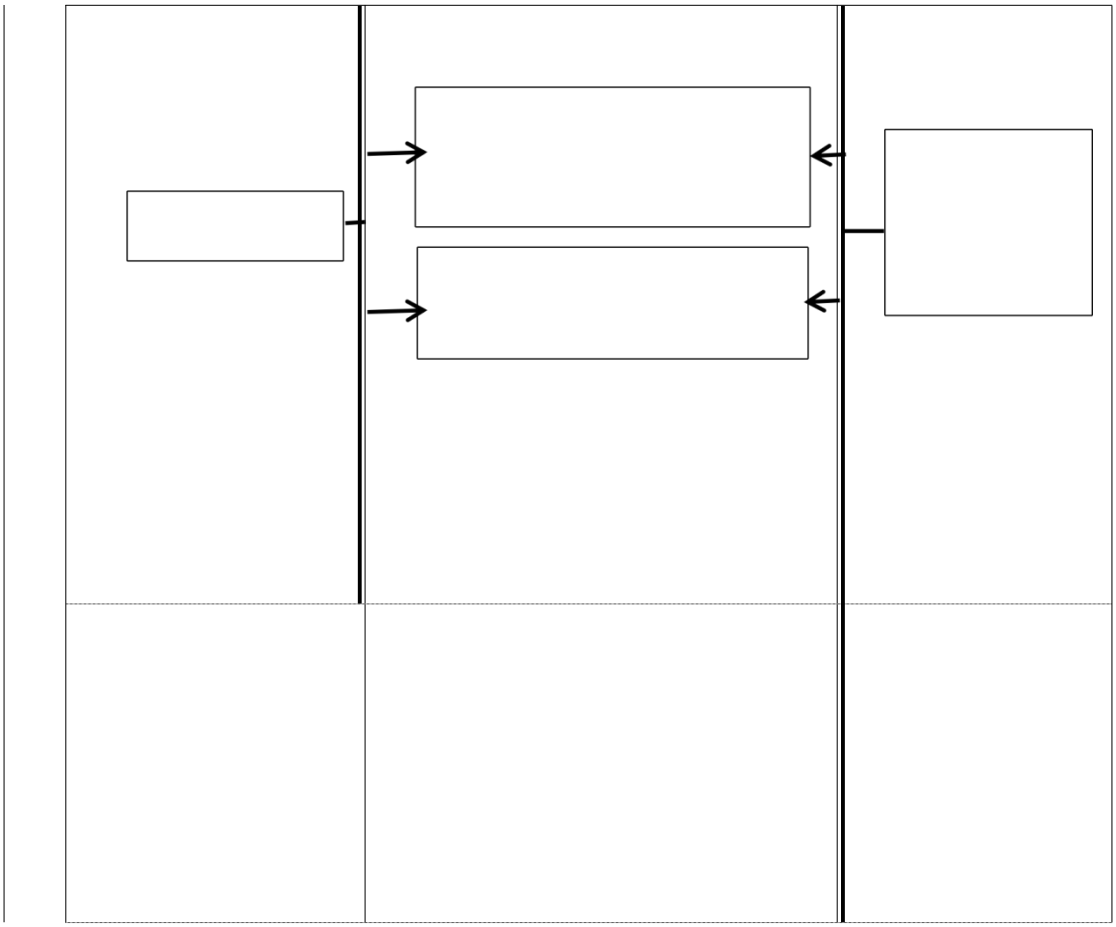













100% 2024

14 ISO 45001:2018


人人讲安全,个个会应急 畅通生命通道





2024 979 18,610
1,000

2024

“ . ”

2024 12 27 4 “ . ”



2024 12 Debrecen 141
416
107 Debr

ecen “ Fruit day ”

100





2024 “ ” 50



2024

3





2024 2 2024 5 2024 5

5




授予：重庆[illegible]科技有限公司
歌尚杯·2024重庆长寿湖半程马拉松
体育事业贡献奖



“

”

ISO 9001

ISO 9001 ISO 14001 ISO 45001

ISO 9001 94% 12 IATF 16949:2016



IATF16949



ISO9001

8D

8

IQC

2024

QMS

QMS

MES

2024

“ ”

2024 9 “

” “ ” “ ”

ضخ ?

“2485” 2 24
48 5 8D

100%

2024 100%
2024

10 ISO 27001:2013

HIDS	(HIDS)
Web WAF	WAF Internet SQL XSS
	2024 2 3 30%

2024

5 5

	1
ISO 27001:2013	1

CNAS

CNAS 533
/ 3C
PVDF 2024



2010 10

PI

“
” 100

“ ” “
”

“ ” “ ”
“ ” “
” “ NICE- ”

“ ”
“ ”

3

AI

Paul Xiaoming Lee

“ /
”



KPI



2024

SRM

SRM

ISO 9

2024 29 17 12
24 10 14

2024 3,242 355 300
2,587 99

2024
94% 2023 97%



“ ”

“ ”

“ ”

“ ”

	/	
	-	
	-	
	-	
	ESG	

1		2.7
2		2.1
3		2.5
4		2.6
5		2.2
6		2.3
7		2.4
8		2.8
9		4.1
10		3.1 3.2 3.3
11		4.6
12		4.3
13		4.4
14		3.4
15		3.4
16		i
17		ii
18		1.3
19		1.6
20		1.7
21		1.8

i

ii 300 50%

GRI		
GRI 1		
1 2021	GRI	GRI
GRI 2 2021		
2-1		
2-2		

2-3		
2-4		
2-5		
2-6		
2-7		
2-8		
2-9		
2-10		
2-11		
2-12		
2-13		
2-14		
2-15		
2-16		
2-17		
2-18		
2-19		
2-20		
2-21		
2-22		
2-23		
2-24		
2-25		
2-26		
2-27		
2-28		
2-29		

2-30

G

302-5		
GRI 303	2018	
303-1		
303-2		
303-3		
303-4		
303-5		
GRI 304	2016	
304-1		
304-2		
304-3		
304-4	(IUCN)	
GRI 305	2016	
305-1	1	
305-2	2	
305-3	3	
305-4		
305-5		
305-6	ODS	
305-7	NOX SOX	
GRI 306	2020	
306-1		
306-2		
306-3		
306-4		
306-5		
GRI 308	2016	
308-1		
308-2		
GRI 401	2016	
401-1		

401-2		
401-3		
GRI 402 2016		
402-1		
GRI 403 2018		
403-1		
403-2		
403-3		
403-4		
403-5		
403-6		
403-7		
403-8		
403-9		
403-10		
GRI 404 2016		
404-1		
404-2		
404-3		
GRI 405 2016		
405-1		
405-2		
GRI 406 2016		
406-1		
GRI 407 2016		
407-1		
GRI 408 2016		
408-1		
GRI 409 2016		
409-1		
GRI 410 2016		
410-1		
GRI 411 2016		

411-1		
GRI 413	2016	
413-1		
413-2		
GRI 414	2016	
414-1		
414-2		

TÜVRheinland®
Precisely Right.

独立审验声明

介绍

莱茵技术（上海）有限公司，是德国莱茵 TÜV 集团成员之一（简称"莱茵"或"我们"）受云南恩捷新材料股份有限公司（简称"恩捷股份"或"公司"）的委托对恩捷股份 2024 年环境、社会及公司治理

TÜVRheinland®
Precisely Right.

- 基于抽样原则，审查和评估绩效信息的可用性、充分性以及与审验的相关性。
- 应用分析程序评估可[redacted]




TÜVRheinland®
Precisely Right.
报告披露了恩捷股份针对应对气候变化议题的影响、风险与机遇分析的相关内容，包括影响范围以

semcorp-csmc@semcorpglobal.com
0877-8888677
155

1.
□ □ □
2.
□ □ □
3.
□ □ □
4.
□ □ □
5.